

Disc brake

Technical data and dimensions

Electrical power supply 4200

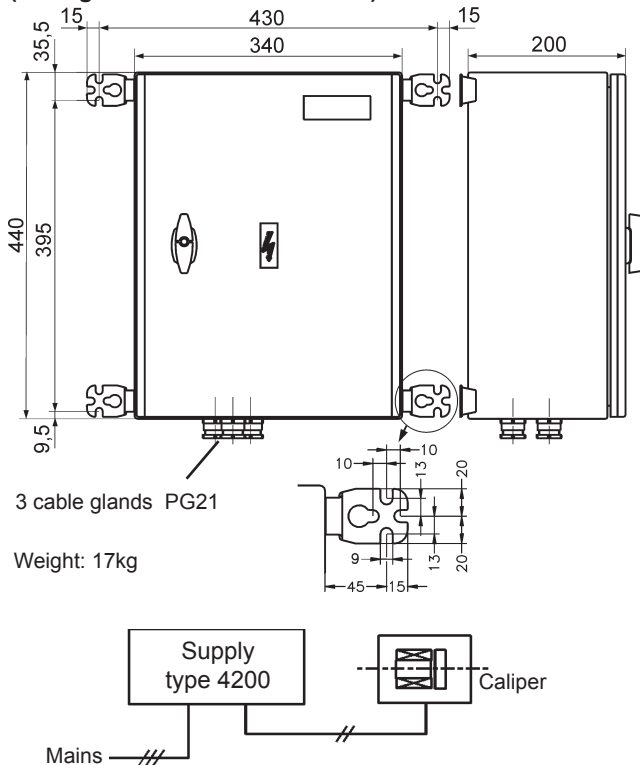
2 presentations are available:
 - C for casing protected version
 - P for plate mounted version

Note:
 if 2 calipers are driven by the same power supply (or the 2 coils of the caliper OOSA) they must be connected in series (refer to the installation and maintenance leaflet)

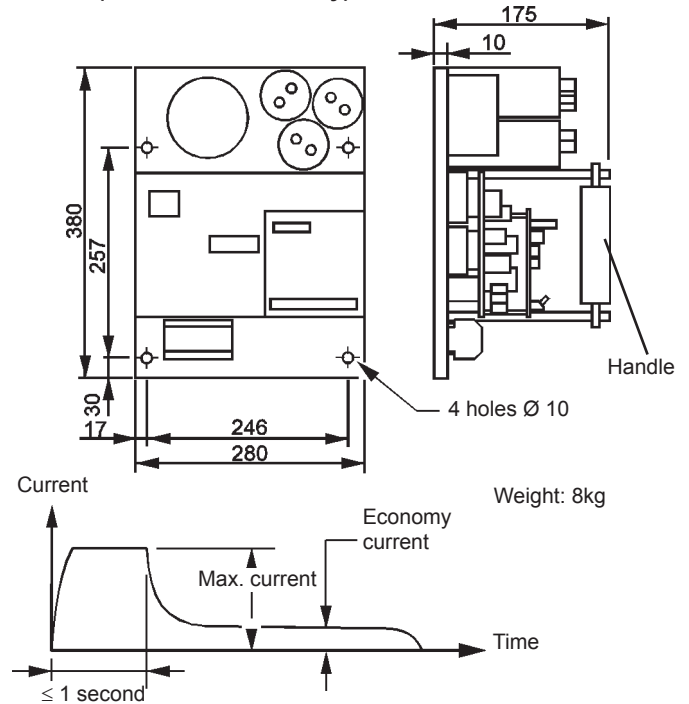
Operating conditions:

- Line voltage:
 - direct: 230V to 500V ± 10%
 - single or three phases: 230V to 500V ± 10% 50/60Hz
- Ambient temperature: -20°C to +55°C

Type C4200 casing protected version (casing IP 66 standard EN60529)



Type P4200 plate mounted version (for cabinet assembly)



CALIPER	Type	4CA		3CA		OSA		OOSA		2SA	
		1	2	1	2	1	2	1	1	2	
Maximum number of actuations per hour at 40°C		700		1000		100				100	
Power consumption of the power supply	Maximum	W	1695	3215	1355	2480	2850	5380	5380	8205	15815
	Economy	W	105	140	130	175	305	480	480	205	300
Max. connecting cable return resistance caliper to supply unit (for 1 coil)		Ω	1		1		1		1		1
Delayed fuse rating to be provided between power supply and mains :											
direct :	115 VDC	A	25		25		25				
	230 VDC	A	25		25		25		35		
	400 to 600 VDC	A	25		25		25		35	35	
single phase :	115 VAC	A	25		25		25				
	230 VAC	A	25		25		25		35		
	400 VAC	A	25		25		25		35	35	
	500 VAC	A	25		25		25		25	25	
3 phases :	230 VAC	A	25		25		25		25		
	400 VAC	A	16		16		16		25	25	
	500 VAC	A	16		16		16		16	16	

Due to continuous development and improvement, all dimensions and characteristics are subject to change without notice.

Disc brake

Technical data and dimensions

Electrical power supply 4200

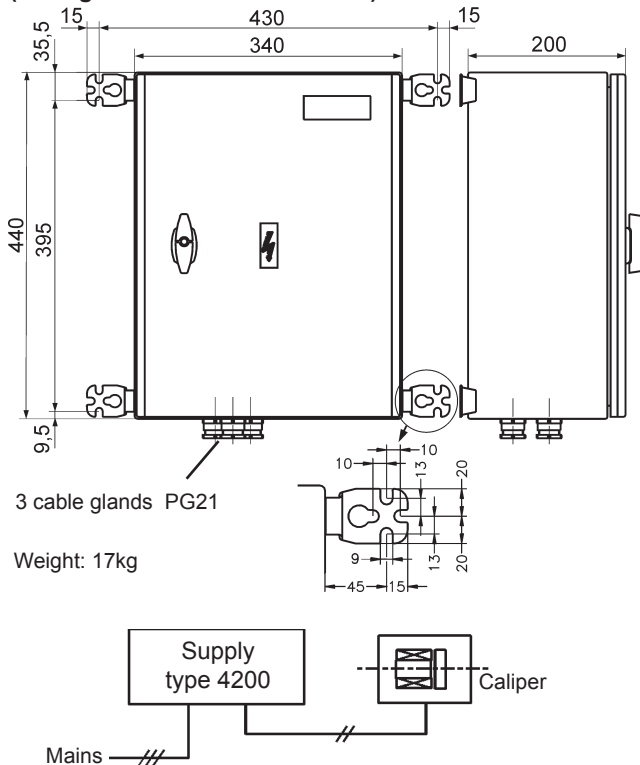
2 presentations are available:
 - C for casing protected version
 - P for plate mounted version

Note:
 if 2 calipers are driven by the same power supply (or the 2 coils of the caliper OOSA) they must be connected in series (refer to the installation and maintenance leaflet)

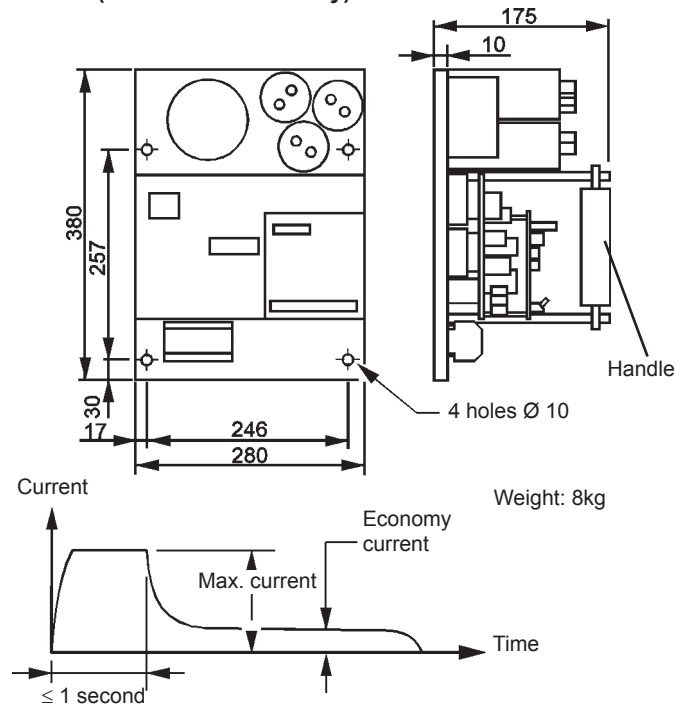
Operating conditions:

- Line voltage:
 - direct: 230V to 500V \pm 10%
 - single or three phases: 230V to 500V \pm 10% 50/60Hz
- Ambient temperature: -20°C to +55°C

Type C4200 casing protected version (casing IP 66 standard EN60529)



Type P4200 plate mounted version (for cabinet assembly)



CALIPER	Type	4CA		3CA		OSA		OOSA	2SA		
		1	2	1	2	1	2	1	1	2	
Maximum number of actuations per hour at 40°C		700		1000		100			100		
Power consumption of the power supply	Maximum	W	1695	3215	1355	2480	2850	5380	5380	8205	15815
	Economy	W	105	140	130	175	305	480	480	205	300
Max. connecting cable return resistance caliper to supply unit (for 1 coil)		Ω	1		1		1		1	1	
Delayed fuse rating to be provided between power supply and mains :											
direct :	115 VDC	A	25		25		25				
	230 VDC	A	25		25		25		35		
	400 to 600 VDC	A	25		25		25		35	35	
single phase :	115 VAC	A	25		25		25				
	230 VAC	A	25		25		25		35		
	400 VAC	A	25		25		25		35	35	
	500 VAC	A	25		25		25		25	25	
3 phases :	230 VAC	A	25		25		25		25		
	400 VAC	A	16		16		16		25	25	
	500 VAC	A	16		16		16		16	16	

Due to continuous development and improvement, all dimensions and characteristics are subject to change without notice.

Disc brake

Technical data and dimensions

Electrical power supply 4200

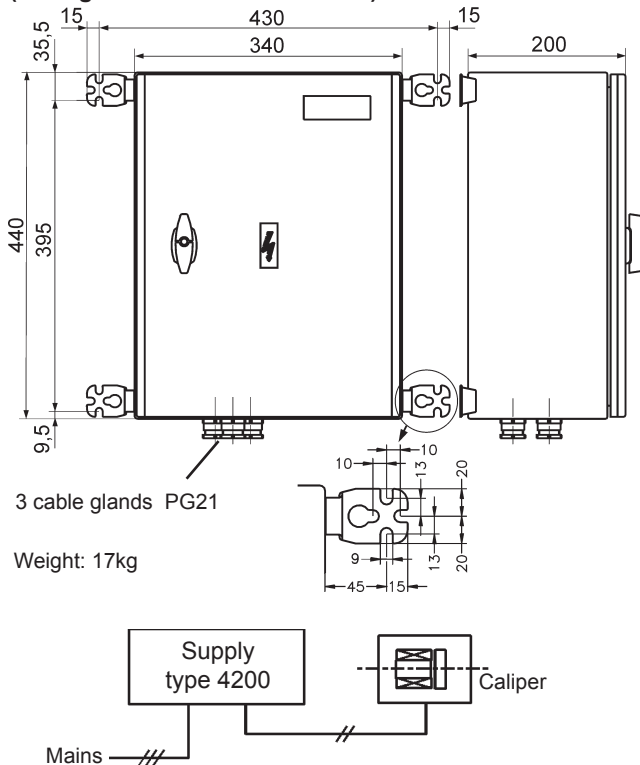
2 presentations are available:
 - C for casing protected version
 - P for plate mounted version

Note:
 if 2 calipers are driven by the same power supply (or the 2 coils of the caliper OOSA) they must be connected in series (refer to the installation and maintenance leaflet)

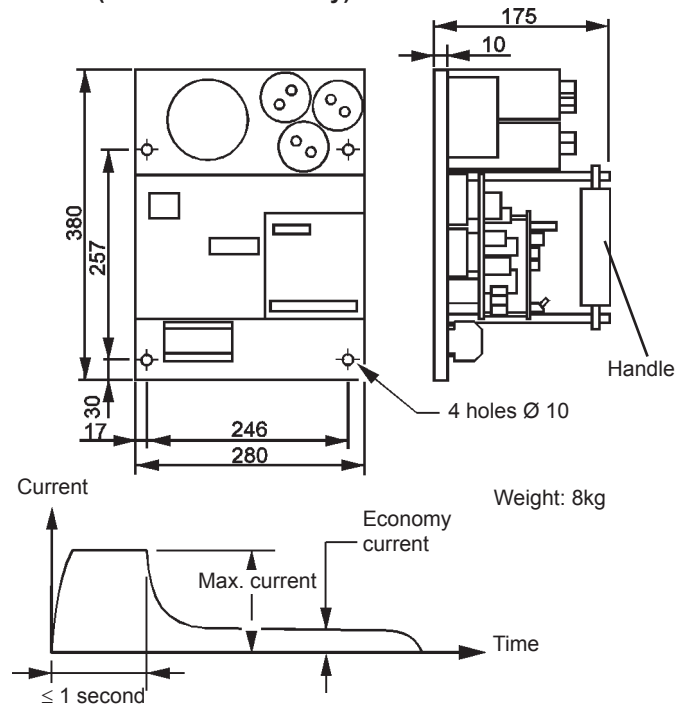
Operating conditions:

- Line voltage:
 - direct: 230V to 500V \pm 10%
 - single or three phases: 230V to 500V \pm 10% 50/60Hz
- Ambient temperature: -20°C to +55°C

Type C4200 casing protected version (casing IP 66 standard EN60529)



Type P4200 plate mounted version (for cabinet assembly)



CALIPER	Type	4CA		3CA		OSA		OOSA	2SA		
		1	2	1	2	1	2	1	1	2	
Maximum number of actuations per hour at 40°C		700		1000		100			100		
Power consumption of the power supply	Maximum	W	1695	3215	1355	2480	2850	5380	5380	8205	15815
	Economy	W	105	140	130	175	305	480	480	205	300
Max. connecting cable return resistance caliper to supply unit (for 1 coil)		Ω	1		1		1		1	1	
Delayed fuse rating to be provided between power supply and mains :											
direct :	115 VDC	A	25		25		25				
	230 VDC	A	25		25		25		35		
	400 to 600 VDC	A	25		25		25		35	35	
single phase :	115 VAC	A	25		25		25				
	230 VAC	A	25		25		25		35		
	400 VAC	A	25		25		25		35	35	
	500 VAC	A	25		25		25		25	25	
3 phases :	230 VAC	A	25		25		25		25		
	400 VAC	A	16		16		16		25	25	
	500 VAC	A	16		16		16		16	16	

Due to continuous development and improvement, all dimensions and characteristics are subject to change without notice.

Disc brake

Technical data and dimensions

Electrical power supply 4200

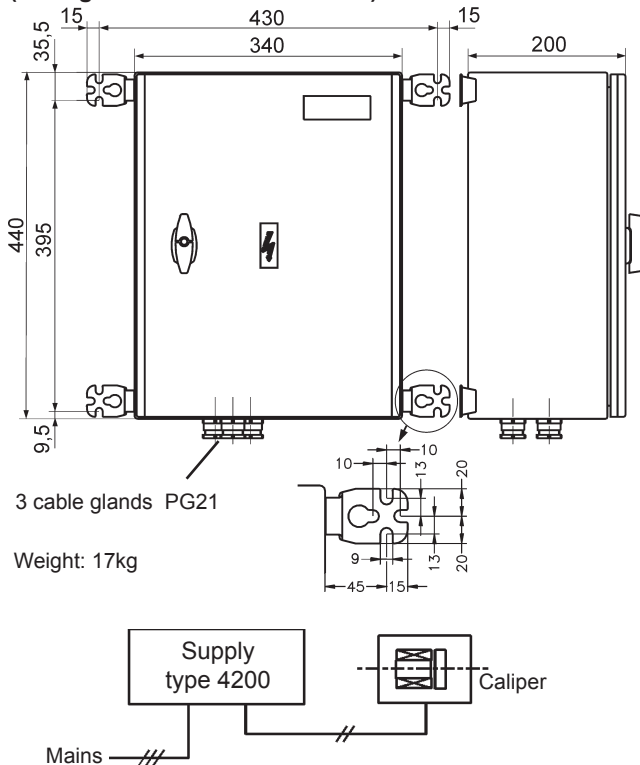
2 presentations are available:
 - C for casing protected version
 - P for plate mounted version

Note:
 if 2 calipers are driven by the same power supply (or the 2 coils of the caliper OOSA) they must be connected in series (refer to the installation and maintenance leaflet)

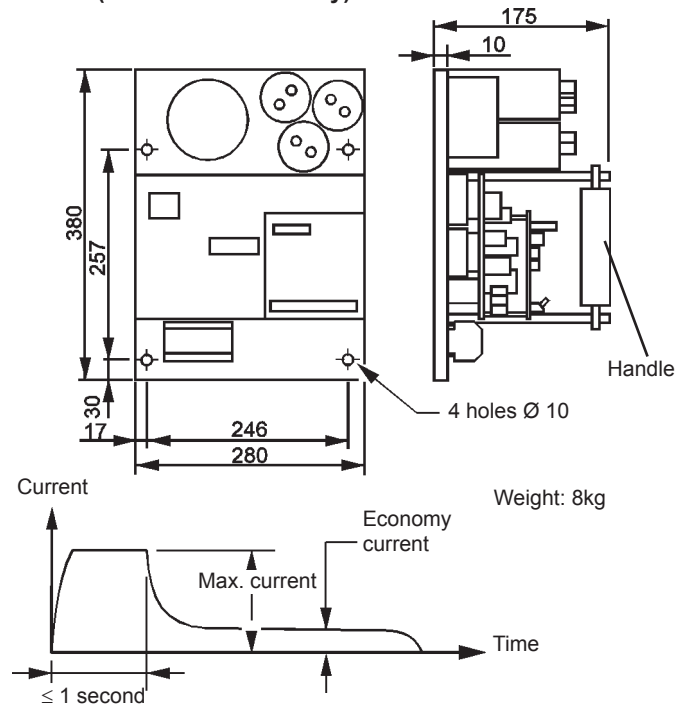
Operating conditions:

- Line voltage:
 - direct: 230V to 500V ± 10%
 - single or three phases: 230V to 500V ± 10% 50/60Hz
- Ambient temperature: -20°C to +55°C

Type C4200 casing protected version (casing IP 66 standard EN60529)



Type P4200 plate mounted version (for cabinet assembly)



CALIPER	Type	4CA		3CA		OSA		OOSA		2SA	
		1	2	1	2	1	2	1	1	2	
Maximum number of actuations per hour at 40°C		700		1000		100				100	
Power consumption of the power supply	Maximum	W	1695	3215	1355	2480	2850	5380	5380	8205	15815
	Economy	W	105	140	130	175	305	480	480	205	300
Max. connecting cable return resistance caliper to supply unit (for 1 coil)		Ω	1		1		1		1		1
Delayed fuse rating to be provided between power supply and mains :											
direct :	115 VDC	A	25		25		25				
	230 VDC	A	25		25		25		35		
	400 to 600 VDC	A	25		25		25		35	35	
single phase :	115 VAC	A	25		25		25				
	230 VAC	A	25		25		25		35		
	400 VAC	A	25		25		25		35	35	
	500 VAC	A	25		25		25		25	25	
3 phases :	230 VAC	A	25		25		25		25		
	400 VAC	A	16		16		16		25	25	
	500 VAC	A	16		16		16		16	16	

Due to continuous development and improvement, all dimensions and characteristics are subject to change without notice.